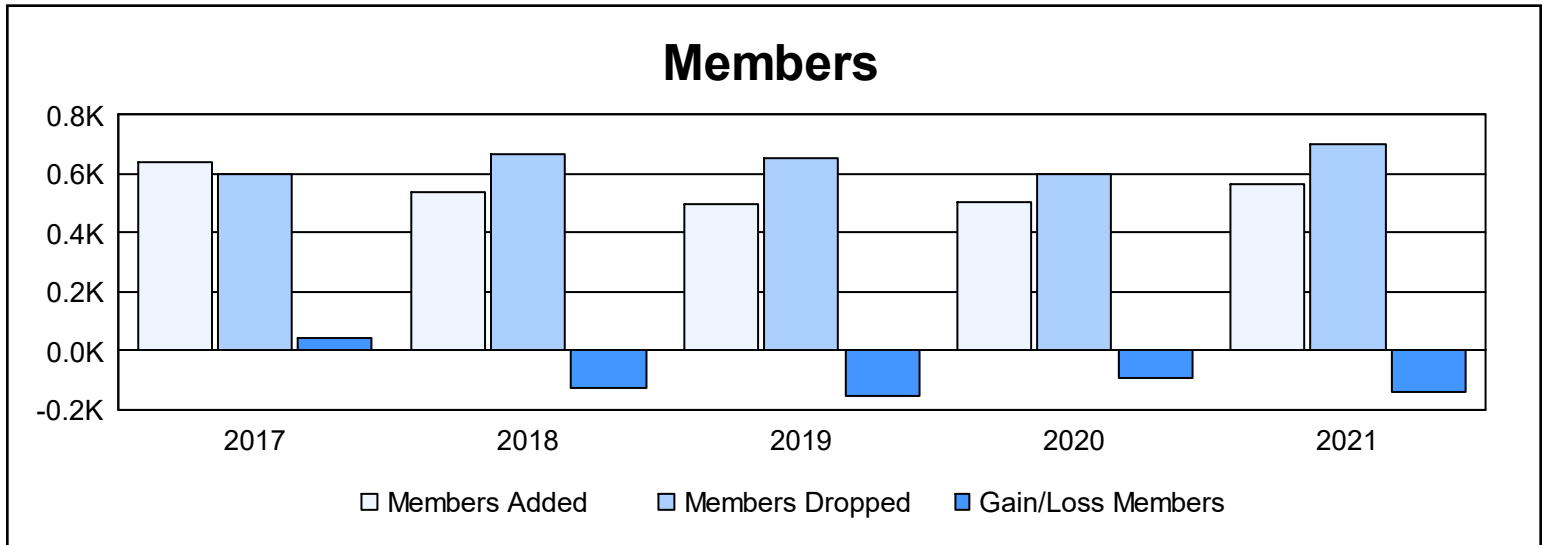
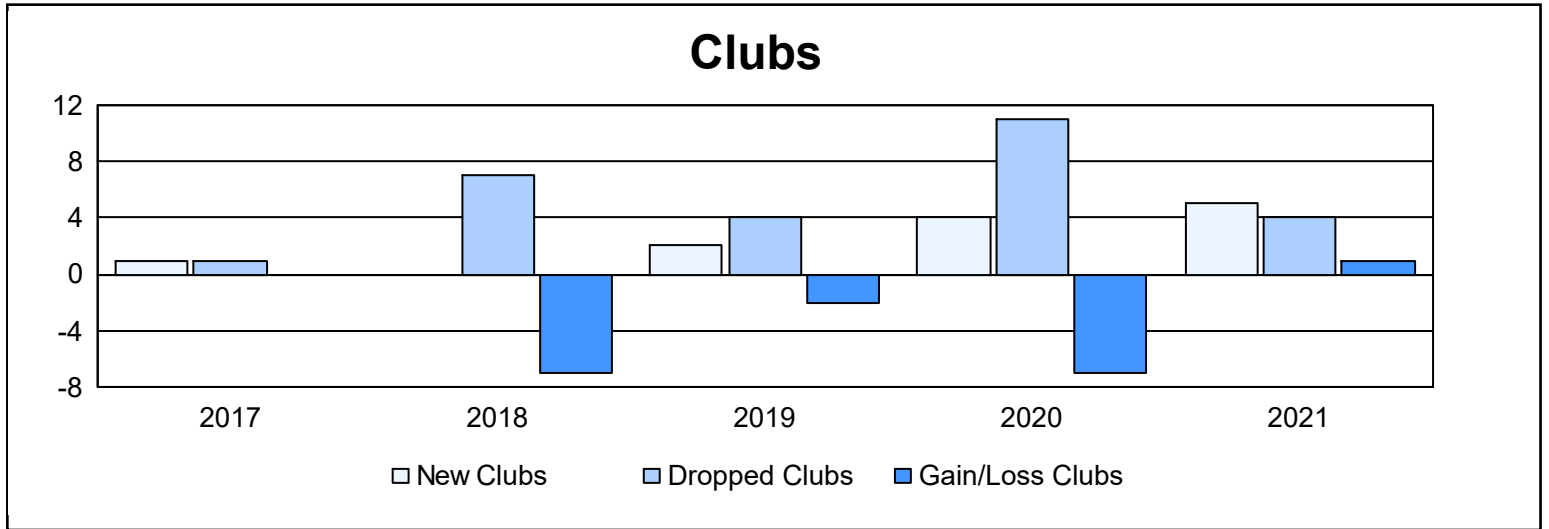
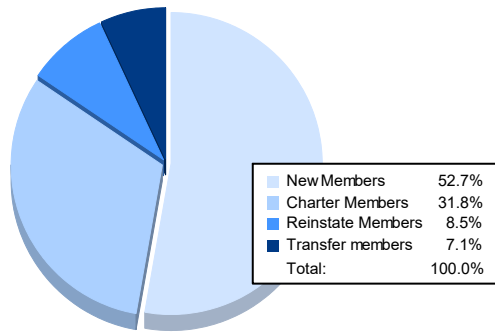


Year	New Clubs	Dropped Clubs	Gain/Loss Clubs	New Members	Charter Members	Reinstate Members	Transfer Members	Total Member Added	Total Members Dropped	Gain/Loss Members
2016-2017	1	1	0	500	37	49	55	641	598	43
2017-2018	0	7	-7	417	16	46	62	541	669	-128
2018-2019	2	4	-2	356	47	52	40	495	652	-157
2019-2020	4	11	-7	273	153	27	53	506	600	-94
2020-2021	5	4	1	298	180	48	40	566	704	-138
<b>Average</b>	<b>2</b>	<b>5</b>	<b>-3</b>	<b>369</b>	<b>87</b>	<b>44</b>	<b>50</b>	<b>550</b>	<b>645</b>	<b>-95</b>



### Membership Composition June 2021 Cumulative



### Gender Composition June 2021 Cumulative

